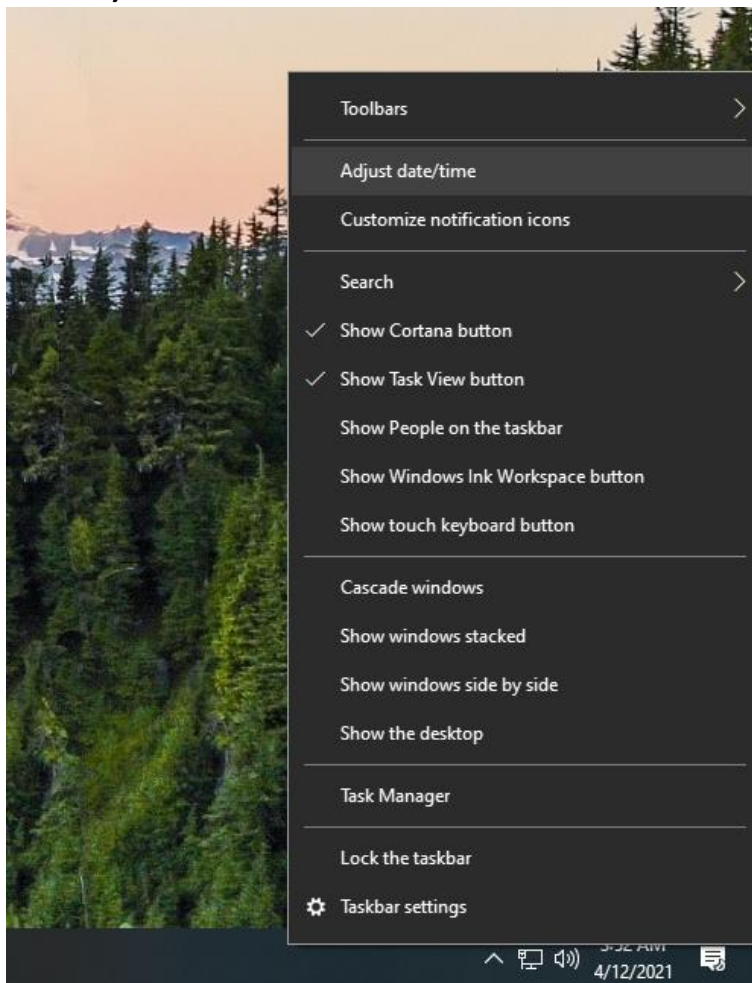


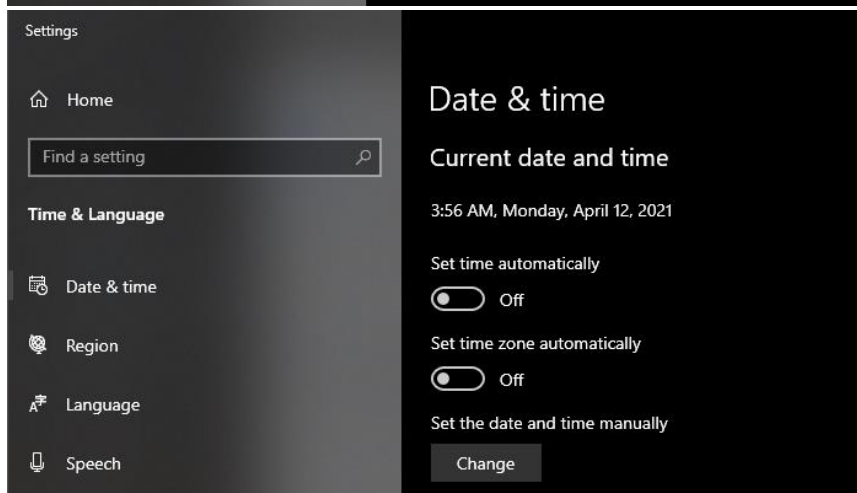
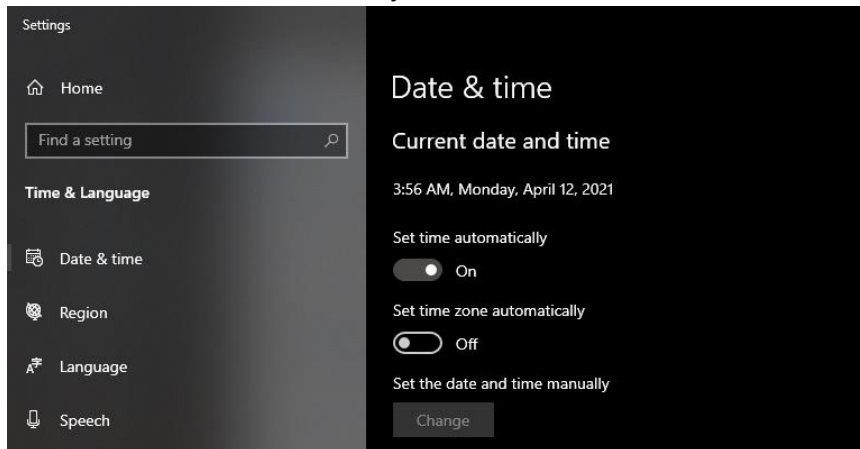
To change the date on your Windows 10 system, right click the date/time in the task tray.



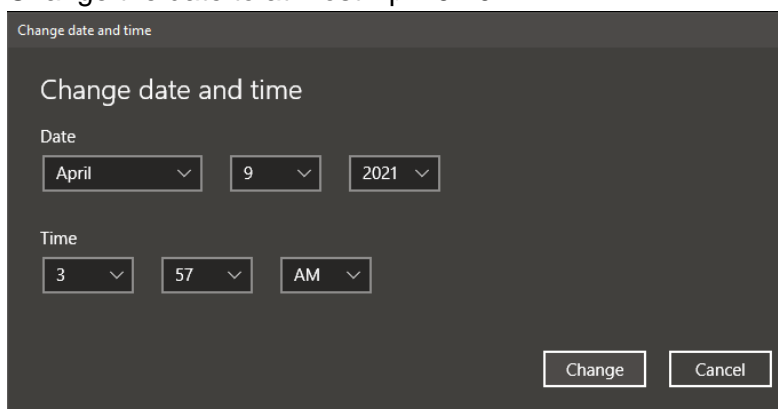
Click Adjust date/Time



Ensure "Set time automatically" is set to Off.



Change the date to at most April 9 2021



After you are able to successfully connect and can view your Pulse page (as below), you can change the date back to the correct date.

The screenshot displays the Northern Trust Pulse VPN interface. At the top left is the Northern Trust logo. The top right navigation bar includes 'Logged-in as: rjk4', 'Home', 'Preferences', 'Session 12:51:14', 'Help', and 'Sign Out'. Below this is a search bar with a 'Browse' button and a '(1/2)' indicator. A welcome message reads: 'Welcome to the Northern Trust VPN NPCV/PNP02 Personal PC, rjk4.' The main content area is divided into two sections: 'Web Bookmarks' and 'Terminal Sessions'. The 'Web Bookmarks' section lists: Password Management, Wake Your Machine, Wake Your Machine Help, Xen Desktop, HFS Xen Desktop, HFS/POS - Citrix Desktop, myapps.ntcs.com - Citrix Applications, and Poseidon - Citrix Desktop. The 'Terminal Sessions' section lists: Nutanix PC, Nutanix PC, and ilchlb-v9999801.

Web Bookmarks	
<a href="#">Password Management</a>	[Icon]
<a href="#">Wake Your Machine</a>	[Icon]
<a href="#">Wake Your Machine Help</a>	[Icon]
<a href="#">Xen Desktop</a>	[Icon]
<a href="#">HFS Xen Desktop</a>	[Icon]
<a href="#">HFS/POS - Citrix Desktop</a>	[Icon]
<a href="#">myapps.ntcs.com - Citrix Applications</a>	[Icon]
<a href="#">Poseidon - Citrix Desktop</a>	[Icon]

Terminal Sessions	
<a href="#">Nutanix PC</a>	[Icon] [Close]
<a href="#">Nutanix PC</a>	[Icon] [Close]
<a href="#">ilchlb-v9999801</a>	[Icon] [Close]

If you are unable to make changes to your date/time due to restrictions on your device you may also connect using the Citrix NetScaler using the link at the bottom of the RemoteAccess page.



### Remote Access Status

Welcome to your new **Remote Access** home page. Click **HELP ?** for documentation and contacts.



**NOTE:** Only the **MyPlace** link below complies with the "Mandatory Absence Policy" - any other link violates that policy.

### Your Remote Access Region: North America

#### Connect from

[Show supported environments](#)

1. **Windows Desktop / Laptop / Apple MacBook / iMac**
2. **Chromebook**
3. **Mobile Device (iPhone, iPad, Android Only)**

#### Web apps

1. **WebMail**
2. **MyPlace**

#### Citrix Access-XenApp/XenDesktop

**NT Citrix - MyApps**