

NORTHERN TRUST DEVELOPED REAL ESTATE INDEX FUND

SHARE CLASS A EUR

AS OF APRIL 2019

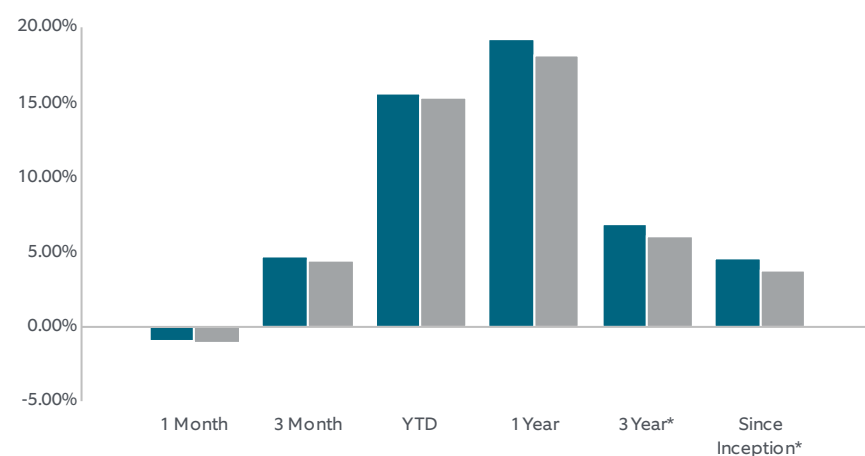
Investment Objective

The Fund seeks to closely match the risk and return characteristics of the FTSE EPRA/NAREIT Developed Index (Index) with net dividends reinvested. The Fund primarily invests its assets in companies included in the Index and may utilise proprietary optimisation techniques in an effort to minimise costs and reduce risks.



SHARE CLASS PERFORMANCE % — IN EUR AS OF 30/04/19

■ Northern Trust Developed Real Estate Index Fund
■ FTSE EPRA/NAREIT Developed Index



	1 Month	3 Month	YTD	1 Year	3 Year*	Since Inception*
Share Class	-1.07	4.67	15.61	19.22	6.87	4.49
Index	-1.13	4.43	15.34	18.18	6.01	3.70

Performance is calculated from the inception of the share class. All data shown is net of fees. Please refer to the Fund prospectus for pricing information.

* Performance shown annualized for periods greater than 1 year.

12 MONTH PERFORMANCE PERIODS — TO LAST MONTH END

	30/04/18-30/04/19	30/04/17-30/04/18	30/04/16-30/04/17	30/04/15-30/04/16	30/04/14-30/04/15	Calendar Year 2018
Share Class	19.22	-5.47	8.29	0.35	—	-0.02
Index	18.18	-6.15	7.42	-0.29	—	-0.88

Past performance is no guarantee of future results. Index performance returns do not reflect any advisory fees, transaction costs or expenses. It is not possible to invest directly in any index.

FUND OVERVIEW

Domicile	Ireland
Legal Structure	Common Contractual Fund
Regulatory Structure	UCITS
Proxy Voting	Yes
Currencies Offered	USD/GBP/EUR
Distributions	December
Total Fund Assets	\$1.1 Billion
Benchmark	FTSE EPRA/NAREIT Developed Index
Fund Launch Date	30/01/15
Share Class Launch Date	30/01/15
Fund Base Currency	USD
Share Class Currency	EUR
Bloomberg Ticker	NTDREIA
ISIN	IE00BKS80S30
Minimum Initial Investment	€30 Million
Minimum Subsequent Investment	€100,000
Dealing Frequency	Daily
Dealing Deadline	12:00pm Irish Time on the business day prior to the Dealing Day
Settlement	T+2
Portfolio Manager	Team Managed
Securities Lending	No
Use of Income	Distributing

FUND CHARACTERISTICS

	Fund	Benchmark
Forward EPS Growth	5.1	5.1
Trailing 12-Month Price-to-Earnings Ratio	16.0	16.0
Weighted Average Market Cap (\$M)	5,503.3	5,503.3
Price-to-Book (%)	1.4	1.4
Dividend Yield***	3.7	3.7
Return on Equity	9.4	9.4
Number of Holdings	336	336

*** The Dividend yield is calculated at the fund level by Factset as a weighted average of the gross dividend yield of the stocks within the portfolio and index.

NORTHERN TRUST DEVELOPED REAL ESTATE INDEX FUND

TOP HOLDINGS %

	Fund
Simon Property Group, Inc.	3.5
Prologis, Inc.	3.1
Public Storage	2.1
Welltower, Inc.	1.8
AvalonBay Communities, Inc.	1.8
Equity Residential	1.8
Vonovia SE	1.7
Link Real Estate Investment Trust	1.6
Sun Hung Kai Properties Limited	1.6
Digital Realty Trust, Inc.	1.6

INDUSTRY

ALLOCATION %	Fund	Benchmark
Retail REITs	18.7	18.7
Office REITs	12.5	12.5
Residential REITs	11.9	11.9
Real Estate Operating	9.7	9.7
Diversified REITs	9.5	9.5
Industrial REITs	9.1	9.1
Diversified Real Estate	8.0	8.1
Specialized REITs	7.7	7.7
Health Care REITs	7.1	7.1
Hotel & Resort REITs	3.8	3.8
Real Estate Development	1.8	1.8

TOP REGIONS/ COUNTRIES %


	Fund	Benchmark
United States	53.8	53.7
Japan	10.5	10.7
Hong Kong	8.3	8.3
United Kingdom	4.7	4.7
Australia	4.6	4.6
Germany	4.5	4.5
France	3.0	3.0
Canada	2.8	2.8
Singapore	2.7	2.7
Sweden	1.6	1.6

TOP CURRENCIES %

	Fund	Benchmark
U S Dollar	53.8	53.7
Japanese Yen	10.5	10.7
Euro	9.7	9.7
Hong Kong Dollar	8.4	8.4
British Pounds	4.7	4.7

ADVOCACY DATA

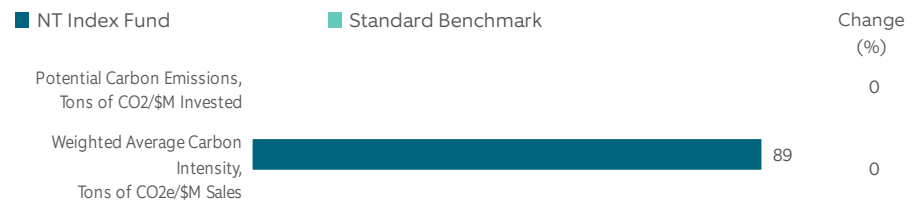
Engagement by Theme



For more detailed information on our engagement, please read our quarterly engagement report at northerntrust.com/engagement. Engagement undertaken by Hermes EOS on behalf of Northern Trust.

CARBON DATA METRICS

Carbon footprint of the index constituents versus parent index



Northern Trust Asset Management

We are a leading global asset manager with the investment expertise, strength and innovation that has earned the trust and confidence of investors worldwide.

With \$1.0 trillion in total assets under management,* and a long-standing history of solving complex investment challenges, we believe our strength and stability drive opportunities for our clients.

Learn more at northerntrust.com/strength.

* Assets under management as of March 31, 2019.

For More Information

Please visit www.northerntrust.com/pooledfunds or please contact your local Northern Trust representative using the information below.

UK	NTAM_UK_Sales@ntrs.com + 44 207 982 2999	EUROPE	NTAM_AMS_Sales@ntrs.com + 31 20 794 1040
APAC	NTAM_APAC_Sales@ntrs.com + 852 2918 2948	NORDICS	NTAM_NOR_Sales@ntrs.com + 46 10 555 5160
MIDDLE EAST	NTAM_ME_Sales@ntrs.com + 971 2509 8260		

DISCLOSURE

© 2019 Northern Trust Corporation. Northern Trust Asset Management is composed of Northern Trust Investments, Inc., Northern Trust Global Investments Limited, Northern Trust Fund Managers (Ireland) Limited, Northern Trust Global Investments Japan, K.K., NT Global Advisors, Inc., 50 South Capital Advisors, LLC, and personnel of The Northern Trust Company of Hong Kong Limited and The Northern Trust Company. This material is directed to eligible counterparties and professional clients only and is not intended for retail clients. For Asia-Pacific markets, it is directed to expert, institutional, professional and wholesale investors only and should not be relied upon by retail clients or investors. For legal and regulatory information about our offices and legal entities visit northerntrust.com/disclosures. The Fund is managed by Northern Trust Fund Managers (Ireland) Limited. The Fund is a sub-fund of Northern Trust UCITS Common Contractual Fund which is a regulated collective investment scheme in Ireland under Central Bank of Ireland UCITS regulations. Past performance does not guarantee future results. Information contained herein has been obtained from sources believed to be reliable, but its accuracy and completeness are not guaranteed. Information is only current as of the date stated and is subject to change without notice. Fund performance data provided herein should not be relied upon as a basis for investment decisions; performance data may be revised. This information does not constitute a recommendation for any investment strategy or product described herein. This information is not intended as investment advice and does not take into account an investor's individual circumstances. The prospectus is available in English and the key investor information document is available in [English, Danish, Swedish, Dutch and German] at www.northerntrust.com/pooledfunds.

Issued in the United Kingdom by Northern Trust Global Investments Limited.