

NORTHERN TRUST WORLD CUSTOM ESG EQUITY INDEX FUND

SHARE CLASS E GBP

AS OF AUGUST 2020

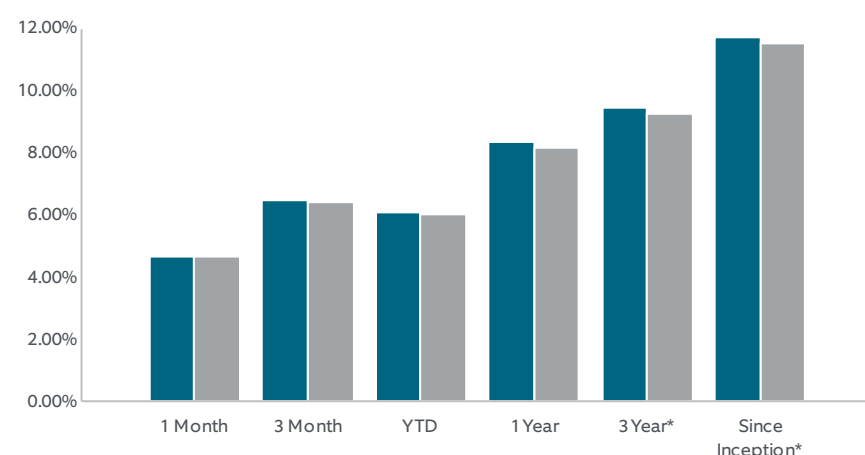
Investment Objective

The Fund seeks to closely match the risk and return characteristics of the MSCI World Custom ESG Index (Index). It is a custom Index calculated and screened by MSCI based on Environmental, Social and Governance (ESG) criteria selected by Northern Trust which excludes certain companies not considered to meet socially responsible principles.



SHARE CLASS PERFORMANCE % — IN GBP AS OF 31/08/20

- Northern Trust World Custom ESG Equity Index Fund
- MSCI World Custom ESG Index



	1 Month	3 Month	YTD	1 Year	3 Year*	Since Inception*
Share Class	4.66	6.48	6.14	8.36	9.47	11.72
Index	4.66	6.45	6.05	8.21	9.31	11.57

Performance is calculated from the inception of the share class. All data shown is net of fees. Please refer to the Fund prospectus for pricing information.

* Performance shown annualized for periods greater than 1 year.

12 MONTH PERFORMANCE PERIODS — TO LAST MONTH END

	31/08/19-31/08/20	31/08/18-31/08/19	31/08/17-31/08/18	31/08/16-31/08/17	31/08/15-31/08/16	Calendar Year 2019
Share Class	8.36	7.38	12.73	18.58	23.50	23.39
Index	8.21	7.16	12.64	18.41	24.52	23.14

Past performance is no guarantee of future results. Index performance returns do not reflect any advisory fees, transaction costs or expenses. It is not possible to invest directly in any index.

Northern Trust Asset Management

We are a leading global asset manager with the investment expertise, strength and innovation that has earned the trust and confidence of investors worldwide.

With \$1 trillion in total assets under management,* and a long-standing history of solving complex investment challenges, we believe our strength and stability drive opportunities for our clients. Learn more at northerntrust.com/strength.

* Assets under management as of June 30, 2020.

FUND OVERVIEW

Domicile	Ireland
Legal Structure	Common Contractual Fund
Regulatory Structure	UCITS
Proxy Voting	Yes
Currencies Offered	USD/GBP/EUR
Distributions	December
Total Fund Assets	\$7.2 Billion
Benchmark	MSCI World Custom ESG Index
Fund Launch Date	09/12/13
Share Class Launch Date	29/05/15
Fund Base Currency	USD
Share Class Currency	GBP
Bloomberg Ticker	NTWCEEE
ISIN	IE00BX3JF434
Minimum Initial Investment	£30 Million
Minimum Subsequent Investment	£100,000
Dealing Frequency	Daily
Dealing Deadline	12:00pm Irish Time on the business day prior to the Dealing Day
Settlement	T+2
Portfolio Manager	Team Managed
Securities Lending	No
Use of Income	Distributing

FUND

CHARACTERISTICS	Fund	Benchmark
Forward EPS Growth (%)	10.9	10.8
Trailing 12-Month Price-to-Earnings Ratio	22.6	22.6
Weighted Average Market Cap (\$M)	29,076.9	29,019.6
Price-to-Book Ratio	2.7	2.7
Dividend Yield*** (%)	1.8	1.8
Return on Equity (%)	16.9	16.9
Number of Holdings	1,534	1,527

*** The Dividend yield is calculated at the fund level by Factset as a weighted average of the gross dividend yield of the stocks within the portfolio and index.

NORTHERN TRUST WORLD CUSTOM ESG EQUITY INDEX FUND

TOP HOLDINGS %

	Fund
Apple Inc.	5.1
Microsoft Corporation	3.7
Amazon.com, Inc.	3.3
Facebook, Inc. Class A	1.6
Alphabet Inc. Class C	1.1
Alphabet Inc. Class A	1.1
Johnson & Johnson	0.9
Tesla Inc	0.8
Nestle S.A.	0.8
Visa Inc. Class A	0.8

SECTOR

ALLOCATION %	Fund	Benchmark
Information Technology	23.5	23.4
Health Care	13.6	13.6
Financials	12.5	12.6
Consumer Discretionary	12.4	12.4
Communication Services	9.5	9.5
Industrials	8.8	8.8
Consumer Staples	7.1	7.1
Materials	3.9	3.9
Utilities	3.0	3.1
Real Estate	2.9	2.9
Energy	2.7	2.7

TOP REGIONS/ COUNTRIES %


	Fund	Benchmark
United States	67.3	67.3
Japan	7.8	7.8
United Kingdom	3.6	3.6
France	3.3	3.2
Canada	3.1	3.1
Switzerland	2.8	2.8
Germany	2.8	2.8
Australia	1.9	1.9
Netherlands	1.4	1.4
Hong Kong	1.1	1.0

TOP CURRENCIES %

	Fund	Benchmark
U S Dollar	67.5	67.5
Euro	9.8	9.8
Japanese Yen	7.8	7.8
British Pounds	3.6	3.6
Canadian Dollar	3.1	3.1

ADVOCACY DATA

Engagement by Theme



For more detailed information on our engagement, please read our quarterly engagement report at northerntrust.com/engagement. Engagement undertaken by Hermes EOS on behalf of Northern Trust.

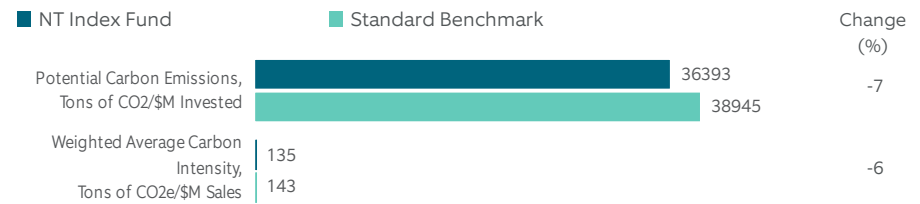
ESG EXCLUSIONS ON BASE INDEX

Number of securities excluded in the fund index when compared to the standard benchmark.

ESG Screen	# of Securities	% of Market Capitalization
Thermal Coal	17	0.4
Tobacco	13	1.0
UNGC & Other Severe Controversies	18	2.4
Weapons	29	1.9
Combined Basket	77	5.8

CARBON DATA METRICS

Carbon footprint of the index constituents versus parent index



The index methodology on which the fund is based does not assume carbon overlay; therefore carbon reduction may or may not be seen, depending on other factors.

For More Information

Please visit www.northerntrust.com/pooledfunds or please contact your local Northern Trust representative using the information below.

UK	NTAM_UK_Sales@ntrs.com + 44 207 982 2999	EUROPE	NTAM_AMS_Sales@ntrs.com + 31 20 794 1040
APAC	NTAM_APAC_Sales@ntrs.com + 852 2918 2948	NORDICS	NTAM_NOR_Sales@ntrs.com + 46 10 555 5160
MIDDLE EAST	NTAM_ME_Sales@ntrs.com + 971 2509 8260		

DISCLOSURE

© 2020 Northern Trust Corporation. Northern Trust Asset Management is composed of Northern Trust Investments, Inc., Northern Trust Global Investments Limited, Northern Trust Fund Managers (Ireland) Limited, Northern Trust Global Investments Japan, K.K., NT Global Advisors, Inc., 50 South Capital Advisors, LLC, and personnel of The Northern Trust Company of Hong Kong Limited, Belvedere Advisors, LLC and The Northern Trust Company. This material is directed to eligible counterparties and professional clients only and is not intended for retail clients. For Asia-Pacific markets, it is directed to expert, institutional, professional and wholesale investors only and should not be relied upon by retail clients or investors. For legal and regulatory information about our offices and legal entities visit northerntrust.com/disclosures. The Fund is managed by Northern Trust Fund Managers (Ireland) Limited. The Fund is a sub-fund of Northern Trust UCITS Common Contractual Fund which is a regulated collective investment scheme in Ireland under Central Bank of Ireland UCITS regulations. Past performance does not guarantee future results. Information contained herein has been obtained from sources believed to be reliable, but its accuracy and completeness are not guaranteed. Information is only current as of the date stated and is subject to change without notice. Fund performance data provided herein should not be relied upon as a basis for investment decisions; performance data may be revised. This information does not constitute a recommendation for any investment strategy or product described herein. This information is not intended as investment advice and does not take into account an investor's individual circumstances. The prospectus is available in English and the key investor information document is available in [English, Danish, Swedish, Dutch and German] at www.northerntrust.com/pooledfunds.

Issued in the United Kingdom by Northern Trust Global Investments Limited.