

31 AUGUST 2020

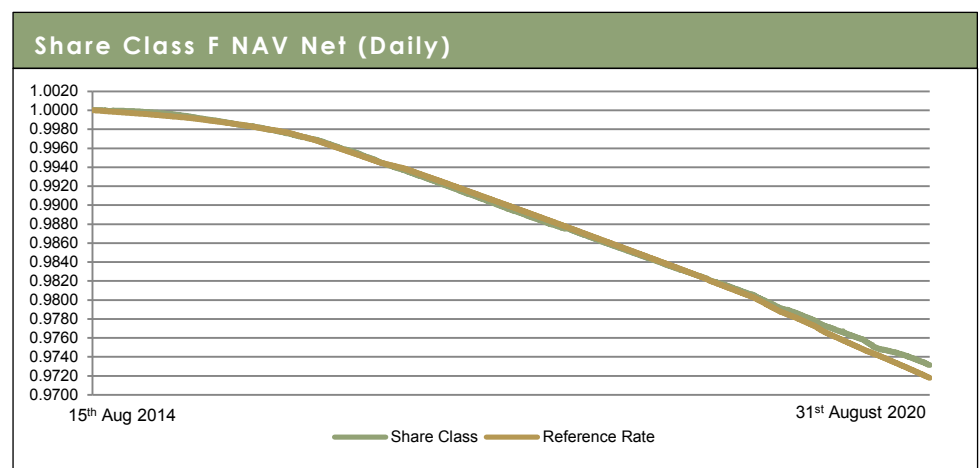
CASH

The Euro Liquidity Fund, a Fund of Northern Trust Global Funds plc, is a Short-Term Variable Net Asset Value Money Market Fund. An investment in a Money Market Fund is different from an investment in deposits, and is capable of fluctuating in price; you may not get back the original amount invested. The Euro Liquidity Fund does not rely on external support for guaranteeing liquidity or stabilising the NAV per unit or share. The risk of loss of the principal is to be borne by the investor.

Key Facts	
Domicile	Ireland
Share Class Launch Date	15 August 2014
Legal Structure	ICVC
Regulatory Structure	UCITS
Fund Size	€2.23bn
Reference Rate	7-day LIBID
Dealing Frequency	Daily
Cut Off	2pm Irish Time
ISIN	IE00BJSPMM56
Bloomberg Ticker	NTGFDEF
Fund Rating; S&P Moody's	AAAm Aaa-mf
Portfolio Managers	Team Managed

INVESTMENT OBJECTIVE

The objective of The Euro Liquidity Fund is to achieve a return in line with prevailing money market rates by investing in high quality fixed income or adjustable rate securities denominated in the base currency of the fund whilst aiming to preserve capital consistent with such rates and to maintain a high degree of liquidity.



Fund Guidelines	
Moodys Minimum Security Rating (LT/ST) or Equivalent	A2/P1
Maximum WAM	60 Days
Maximum WAL	120 Days

Portfolio Information	
Fund	
WAM as at 31 August 2020	42 Days
WAL as at 31 August 2020	42 Days
Yield to Maturity (%)	-0.48%
Fund holdings and shareholder concentration are available upon request.	

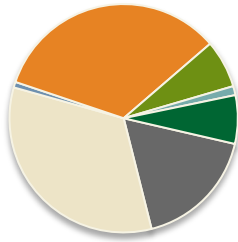
Performance						
	1 Month%	3 Month%	YTD%	1 Year%	3 Year%	S.I.%
Share Class F (net)	-0.054	-0.142	-0.382	-0.579	-0.546	-0.449
Reference Rate	-0.059	-0.170	-0.443	-0.666	-0.597	-0.488

12 Month Performance Periods – To Last Month End in Euro						
	31/08/2019-31/08/2020	31/08/2018-31/08/2019	31/08/2017-31/08/2018	31/08/2016-31/08/2017	31/08/2015-31/08/2016	2019 Calendar Year
Share Class F (net)	-0.579	-0.514	-0.544	-0.545	-0.388	-0.537
Reference Rate	-0.666	-0.574	-0.552	-0.531	-0.427	-0.609

Performance is shown net of fees. Please refer to the fund prospectus for pricing information. Performance shown is annualised for periods greater than one year. **Past performance is no guarantee of future results.** The benchmark shown is a reference rate, not an investable Benchmark. Data source, Bloomberg page LIEBB01W. The performance table and chart show actual share class returns on an absolute basis with time periods greater than one year annualised. This is a result of the share class VNAV accounting treatment and is distinct from the conventional reporting of CNAV money market funds where annualised yields are used. Due to the mark to market nature of VNAV funds the concept of averaged annualised yields is not a meaningful measure of performance.

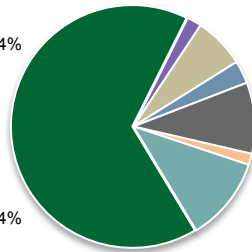
Instrument Breakdown

- Cash: 0.00%
- CD: 17.46%
- CP: 33.29%
- CORP: 0.80%
- TD: 33.53%
- ABCP: 6.78%
- TBILL: 1.28%
- TPREPO: 6.86%



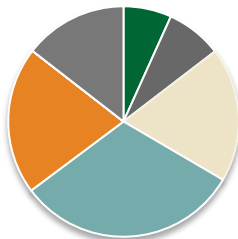
Industry Breakdown

- Consumer Non-Cyclical: 1.52%
- Foreign Agencies: 11.24%
- Banking: 66.02%
- Cash: 0.00%
- Consumer Cyclical: 1.94%
- Finance Company: 6.78%
- Foreign Local Govt: 3.04%
- Treasury: 9.47%

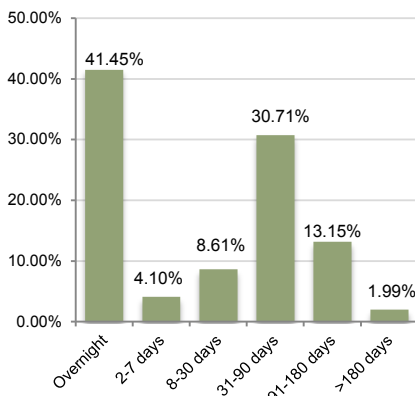


Credit Breakdown

- Aaa : 6.74%
- Aa1 : 7.84%
- Aa2 : 18.85%
- Aa3 : 31.34%
- A1 : 20.73%
- Cash : 0.00%
- NR : 14.49%



Maturity Distribution



PORTFOLIO MANAGER

Northern Trust has a team approach to portfolio management to ensure consistency of coverage and performance. The Fund is managed in London by the Liquidity Management team which is led by Peter Yi.

PORTFOLIO MANAGER COMMENTARY

With no monetary policy meeting in August, markets focused on news flow around economic data and the resurgence of COVID-19 cases in Europe. Nevertheless, constructive vaccine news buoyed investor sentiment. Accounts released from the European Central Bank's (ECB) July meeting revealed that policymakers deliberated on the flexibility of the Pandemic Emergency Purchase Programme (PEPP). Policymakers recommended considering the net purchase envelope as a ceiling and not a target while some policymakers cautioned against a further increase in emergency bond purchases. Data has been suggestive of an ongoing recovery in economic activity with monetary policy and fiscal policy complementing each other. Nevertheless, the outlook remained "highly uncertain" with risks tilted to the downside. The ECB reiterated its readiness to adjust all of its instruments if needed and noted that ample monetary stimulus remained necessary to support recovery.

The second estimate of Q2 2020 GDP revealed that the Eurozone shrank 12.1%q/q (15%/y) amid restrictions imposed to curb the spread of the coronavirus. Preliminary data showed that Headline inflation treaded below zero, falling to -0.2%/y in August, whilst Core inflation eased to 0.4%/y. July's unemployment rate rose to 7.9% from 7.8% in June. Against this backdrop, the Consumer confidence index improved slightly to -14.7 in August whilst the economic sentiment index rose to 87.7. The Flash Eurozone Composite PMI fell to 51.6 in August; the manufacturing PMI came in at 51.7, whilst the services sector PMI decreased to 50.1. The ZEW Indicator of Economic Sentiment rose to 64 while the Ifo Germany Business Climate Index climbed to 92.6 in August.

PORTFOLIO OUTLOOK

We continue to maintain a conservative investment strategy focusing on liquidity and a lower risk profile. In line with this, new investments were focused in higher quality exposures and maturities within six months. High levels of overnight liquidity and a proactive stance to managing credit risk are paramount given the uncertain environment at this time. Opportunities to extend duration were focused in longer dated sovereign and agency investments with a preference towards stronger macro-economic regions.

For More Information

Please visit www.northerntrust.com/pooledfunds or please contact your local Northern Trust representative using the information below.

UK	NTAM_UK_Sales@ntrs.com	EUROPE	NTAM_AMS_Sales@ntrs.com
	+ 44 207 982 2999		+ 31 20 794 1040
APAC	NTAM_APAC_Sales@ntrs.com	NORDICS	NTAM_NOR_Sales@ntrs.com
	+ 852 2918 2948		+ 46 10 555 5160
MIDDLE EAST	NTAM_ME_Sales@ntrs.com		
	+ 971 2509 8260		

This material is directed to eligible counterparties and professional clients only and should not be relied upon by retail clients. For Asia Pacific markets, it is directed to institutional investors, expert investors and professional investors only and should not be relied upon by retail investors. Information in this report has been obtained from sources believed to be reliable, but its accuracy and completeness are not guaranteed. The Euro Liquidity Fund is a sub-fund of Northern Trust Global Funds plc is a regulated collective investment scheme in the Ireland under Central Bank of Ireland UCITS regulations. Past performance does not guarantee future results. This information is provided for illustrative purposes only and does not constitute a recommendation for any investment strategy or product described herein. This information is not intended as investment advice and does not take into account an investor's individual circumstances. Due to rounding of the % weights for the maturity distribution and instrument, industry and credit breakdown shown above, the total in each case may not sum to 100%.

Northern Trust Global Investments Limited (NTGIL) has been appointed by the fund as the investment manager and is registered as a limited company in England and Wales with company registration number 03929218. Registered Office: 50 Bank Street, London E14 5NT. Issued by NTGIL. NTGIL is authorised and regulated by the Financial Conduct Authority in the United Kingdom.