

# NORTHERN TRUST ASSET MANAGEMENT

## THE NT WORLD CUSTOM ESG EQUITY INDEX FEEDER FUND

Marketing Communication  
**PASSIVE EQUITY**

SHARE CLASS D EUR AS OF OCTOBER 2023

### Investment Objective

The Fund is a UCITS feeder fund. The Fund's investment objective is to invest at least 85% of its assets in the Northern Trust World Custom ESG Equity Index Fund (the "Master Fund"), a Sub-Fund of the Northern Trust UCITS Common Contractual Fund, the investment objective of which is to closely match the risk and return characteristics of the MSCI World Custom ESG Index (the "Index") with net dividends reinvested.

The Master Fund invests in equities (that is, shares and other similar kinds of assets) issued by or relating to companies included in the Index.

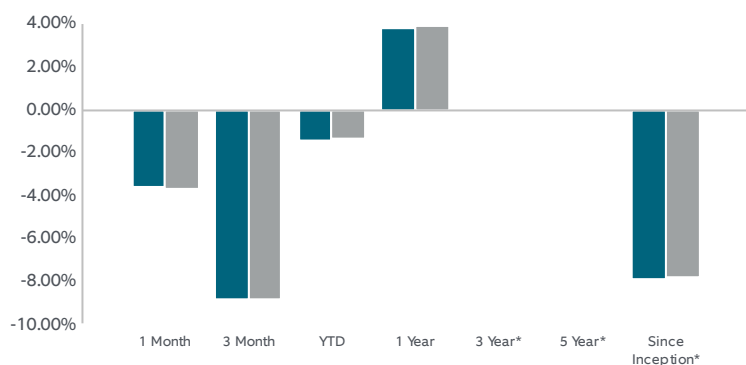
The Index is a custom index which corresponds with the MSCI World Index with the exclusion of companies not considered to meet socially responsible principles identified by applying criteria that refer to the UN Global Compact ten principles, as well as other ESG criteria selected by the Investment Manager.

Target Market: This Fund is appropriate for investors who plan to invest over the medium to long term; and are looking for a passively managed investment in the relevant market(s) with Environmental, Social and Governance (ESG) principles implemented according to a defined set of exclusions as well as assessment of ESG ratings.



### SHARE CLASS PERFORMANCE % — IN EUR AS OF 31/10/23

■ The NT World Custom ESG Equity Index Feeder Fund  
■ MSCI Emerging Markets Custom ESG Index



### Past performance does not predict future returns

	1 Month	3 Month	YTD	1 Year	3 Year*	5 Year*	Since Inception*
Share Class	-3.62	-8.83	-1.43	3.77	—	—	-7.89
Index	-3.72	-8.86	-1.32	3.90	—	—	-7.83

Performance is calculated from the inception of the share class. All data shown is net of fees. Please refer to the Fund prospectus for pricing information.

\* Performance shown annualized for periods greater than 1 year.

Where your own currency is different to the currency of the fund's investments, the fund's returns can also be affected by fluctuations in currency exchange.

### All performance in EUR as of 31/10/23

#### 12 MONTH PERFORMANCE PERIODS — TO LAST MONTH END

	31/10/22-31/10/23	31/10/21-31/10/22	31/10/20-31/10/21	31/10/19-31/10/20	31/10/18-31/10/19	31/10/17-31/10/18	31/10/16-31/10/17	31/10/15-31/10/16	31/10/14-31/10/15	31/10/13-31/10/14	Calendar Year 2022
Share Class	3.77	—	—	—	—	—	—	—	—	—	—
Index	3.90	—	—	—	—	—	—	—	—	—	—

Index performance returns do not reflect any advisory fees, transaction costs or expenses. It is not possible to invest directly in any index.

### RISK WARNINGS

**Investment Risk** - An investment in any Fund involves investment risks including possible loss of the amount invested.

**Counterparty Risk** - In case of bankruptcy of the broker, there is no guarantee collateral held by the broker will be returned to the Fund. In the event of bankruptcy of the counterparty, the premium and any unrealised gains may be lost.

**Derivative Risk** - Derivatives may result in gains or losses that are greater than the original amount invested.

**Valuation Risk** - A position in the Fund may be valued incorrectly, as some prices may be uncertain at a point in time.

**Currency Risk** - Where a class of shares are in a currency other than the base currency of the fund, the non-base share classes of the Fund may be affected unfavourably by fluctuations in currency rates.

**Risks associated with investing in the Master Fund** - The value of this Fund and the income from it is closely linked to the performance of the Master Fund. There is no guarantee that the investment objective of the Master Fund will be achieved. As a unitholder of the Master Fund, this Fund bears, along with other unitholders, its pro rata portion of the expenses of the Master Fund. These fees are in addition to the other fees and expenses which this Fund bears directly in connection with its own operations.

**Investment Risk** - The Fund may not achieve its investment objective. An investment in the Fund involves investment risks including possible loss of the amount invested.

NORTHERN TRUST ASSET MANAGEMENT

# THE NT WORLD CUSTOM ESG EQUITY INDEX FEEDER FUND

TOP HOLDINGS %	Fund
Apple Inc.	5.3
Microsoft Corporation	4.7
Amazon.com, Inc.	2.4
NVIDIA Corporation	2.0
Alphabet Inc. Class A	1.5
Meta Platforms Inc. Class A	1.3
Alphabet Inc. Class C	1.3
Tesla, Inc.	1.1
UnitedHealth Group Incorporated	1.0
Eli Lilly and Company	0.9

SECTOR ALLOCATION %	Fund	Benchmark
Information Technology	23.2	23.2
Financials	15.5	15.5
Health Care	13.2	13.2
Consumer Discretionary	11.1	11.1
Industrials	9.1	9.1
Communication Services	7.6	7.6
Consumer Staples	6.8	6.8
Energy	5.1	5.1
Materials	3.8	3.7
Real Estate	2.4	2.4
Utilities	2.3	2.2

TOP REGIONS/ COUNTRIES %	Fund	Benchmark
United States	70.4	70.5
Japan	6.2	6.2
United Kingdom	4.0	4.0
France	3.1	3.1
Canada	2.9	2.9
Switzerland	2.8	2.8
Germany	2.2	2.2
Australia	1.7	1.7
Netherlands	1.2	1.2
Denmark	1.0	1.0

TOP CURRENCIES %	Fund	Benchmark
U S Dollar	70.6	70.6
Euro	8.7	8.7
Japanese Yen	6.2	6.2
British Pounds	3.9	3.9
Canadian Dollar	2.9	2.9

FUND OVERVIEW	
Domicile	Ireland
Legal Structure	ICVC
Regulatory Structure	UCITS
Proxy Voting	Yes
Currencies Offered	EUR/USD/GBP/DKK
Total Fund Assets	€719.9 Million
Benchmark	MSCI Emerging Markets Custom ESG Index
Fund Launch Date	30/07/19
Share Class Launch Date	30/07/21
Fund Base Currency	EUR
Share Class Currency	EUR
Bloomberg Ticker	NWCCEBU
ISIN	IE000923R5L2
Minimum Initial Investment	€100,000
Minimum Subsequent Investment	€100,000
Dealing Frequency	Daily
Dealing Deadline	12:00pm Irish Time on the business day prior to the Dealing Day
Settlement	T+2
Portfolio Manager	Team Managed
Securities Lending	No
Use of Income	Accumulating
UK Distributor/Reporting Status	Yes

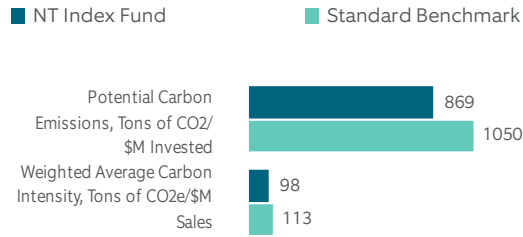
FUND CHARACTERISTICS	Fund	Benchmark
Forward EPS Growth (%)	11.4	11.4
Trailing 12-Month Price-to-Earnings Ratio	17.3	17.3
Weighted Average Market Cap (€M)	33,397.6	35,230.4
Price-to-Book Ratio	2.8	2.8
Dividend Yield*** (%)	2.0	2.0
Return on Equity (%)	20.8	20.9
Number of Holdings	1,441	1,432

\*\*\* The Dividend yield is calculated at the fund level by Factset as a weighted average of the gross dividend yield of the stocks within the portfolio and index.

# THE NT WORLD CUSTOM ESG EQUITY INDEX FEEDER FUND

## CARBON DATA METRICS


Carbon footprint of the index constituents versus parent



Potential carbon emissions are emissions of fossil fuel companies that can be potentially released should all the fossil fuel reserves they own be extracted. This field represents the potential carbon emissions of the fossil fuel reserves owned by a company using a formula from the Potsdam Institute for Climate Impact research. Carbon intensity represents the company's most recently reported or estimated Direct (fuel combustion, company vehicles) and Indirect (purchased electricity heat and steam) greenhouse gas emissions.

## ADVOCACY DATA

Engagement by Theme



Advocacy data is updated on a quarterly basis capturing the previous 3 months engagement activity. For more information on our engagement, please read our quarterly engagement reporting at [northerntrust.com/engagement](http://northerntrust.com/engagement). Engagement undertaken by Hermes EOS on behalf of Northern Trust.

## ESG EXCLUSIONS ON BASE INDEX

Number of securities excluded in the fund index when compared to the standard benchmark.

ESG Screen	# of Securities	% of Market Capitalization
Business Related Exclusions*	11	0.8
Combined Governance	0	0.0
Combined Weapons	28	2.0
Fossil Fuels**	28	1.1
High Carbon Intensity	0	0.0
Not Rated	4	0.2
Nuclear Power	0	0.0
UNGC & Other Severe Controversies	9	0.5
Combined Basket***	79	4.3

\* Business Related Exclusions includes tobacco and not for profit prisons.

\*\* Fossil Fuels includes Thermal Coal, Shale, Oil Sands and Arctic Oil & Gas.

\*\*\* Stocks may appear in multiple ESG Screens but are only considered once in the Combined Basket.

## Glossary

**Business Related Exclusions** : Business related exclusions cover tobacco manufacturing, retail and trade and for-profit prisons.

**Duration**: is a measure of the sensitivity of the price of a bond or other debt instrument to a change in interest rates.

**Forward EPS Growth**: is an estimated growth of the next period's earnings of a company, usually till the completion of the current fiscal year and sometimes to the following fiscal year.

**ISIN**: International Securities Identification Number. It is a 12-digit alphanumeric code that uniquely identifies a specific security.

**LT / ST**: Long Term / Short Term.

**Modified Duration**: measures the change in the value of the a bond in response to a change in 100-basis-point (1%) change in interest rates.

**Ongoing Charge**: is a figure representing all annual charges and other payments taken from the fund.

**Price-to-Book Ratio**: is used to compare a firm's market capitalization to its book value. It's calculated by dividing the company's stock price per share by its book value per share. Book value is calculated as follows: (total asset - total liabilities) / number of shares outstanding.

**Quant Active**: securities are chosen based on numerical data compiled through quantitative analysis. It is aiming for high alpha from exposure to multiple factors: proven stock ranking model focused on selecting stocks that exhibit good value, quality, momentum and analyst revisions characteristics etc.

**Spread Duration**: is an estimate of how much the price of a specific bond will move when the spread of that specific bond changes.

**SRRRI**: is a value based on the volatility of the fund, which gives an indication of the overall risk and reward profile of the fund.

**Swing Pricing**: protects existing shareholders against fund dilution by passing transaction costs to purchasing or redeeming shareholders. It allows funds to adjust the net asset value up or down once purchase or redemption limits are exceeded.

**Trailing 12-month price-to-earnings ratio**: is a relative valuation multiple based on the last 12 months of actual earnings, calculated by dividing the current stock price by the trailing EPS for the previous year.

**WAL (Nominal Weighted Average Life)**: A bond's maturity is the length of time until the principal amount of the bond is to be repaid. WAL of the fund is calculated as the average of the underlying bonds' maturities, adjusted to take account of their relative weight (size) within the fund.

**WAM (Weighted Average Maturity)**: A bond's maturity is the length of time until the principal amount of the bond is to be repaid. WAM of the ETF is calculated as the average of the underlying bonds' maturities, adjusted to take account of their relative weight (size) within the fund.

**Weighted Average Market Cap**: refers to a type of stock market index construction that is based on the market capitalization of the index's constituent stocks.

**Yield to Maturity (%)**: is the total return anticipated on a bond if the bond is held until it matures.

## For More Information

Please visit [www.northerntrust.com/pooledfunds](http://www.northerntrust.com/pooledfunds) or please contact your local Northern Trust representative using the information below.

<b>UK</b>	NTAM_UK_Sales@ntrs.com +44 207 982 2445	<b>EUROPE</b>	NTAM_AMS_Sales@ntrs.com +31 20 794 1049
<b>APAC</b>	NTAM_APAC_Sales@ntrs.com + 852 2918 2948	<b>NORDICS</b>	NTAM_Nordic_Sales@ntrs.com + 46 10 555 5160
<b>MIDDLE EAST</b>	NTAM_ME_Sales@ntrs.com + 971 2509 8260	<b>DACH</b>	NTAM_DACH_Sales@ntrs.com + 31 20 794 1027

## DISCLOSURE

© 2023 Northern Trust Corporation. Northern Trust Asset Management (NTAM) is composed of Northern Trust Investments, Inc. (NTI), Northern Trust Global Investments Limited (NTGIL), Northern Trust Fund Managers (Ireland) Limited (NTFML), Northern Trust Global Investments Japan, K.K. (NTKK), NT Global Advisors, Inc., 50 South Capital Advisors, LLC, Northern Trust Asset Management Australia Pty Ltd and investment personnel of The Northern Trust Company of Hong Kong Limited (TNTCHK) and The Northern Trust Company (TNTC).

This is a marketing communication. Please refer to the prospectus and to the KIID before making any final investment decisions. The prospectus is available in English and the key investor information document is available in [English, Danish, Dutch, Italian, German, Spanish and Swedish] at [www.northerntrust.com/pooledfunds](http://www.northerntrust.com/pooledfunds).

For Asia-Pacific markets, this material is directed to expert, institutional, professional and wholesale investors only and should not be relied upon by retail clients or investors. For legal and regulatory information about our offices and legal entities visit [northerntrust.com/disclosures](http://northerntrust.com/disclosures).

The Fund is managed by Northern Trust Fund Managers (Ireland) Limited. The Fund is a sub-fund of Northern Trust Investment Funds plc which is a regulated collective investment scheme in Ireland under Central Bank of Ireland UCITS regulations. The Fund makes use of the Temporary Permissions Regime in the United Kingdom allowing EEA-domiciled funds to be distributed in the UK for a limited period until full authorisation is obtained.

Past performance does not guarantee future results. Information contained herein has been obtained from sources believed to be reliable, but its accuracy and completeness are not guaranteed. Information is only current as of the date stated and is subject to change without notice. Fund performance data provided herein should not be relied upon as a basis for investment decisions; performance data may be revised. This information does not constitute a recommendation for any investment strategy or product described herein. This information is not intended as investment advice and does not take into account an investor's individual circumstances. The information contained in this document is neither an offer for sale nor a solicitation of an offer to buy securities or related financial instruments.

Our UCITS Funds have been categorized in accordance with the SFDR categorization. For more information please visit: [northerntrust.com/europe/what-we-do/investment-management/sustainable-finance-regulation](http://northerntrust.com/europe/what-we-do/investment-management/sustainable-finance-regulation).

Issued in the United Kingdom by Northern Trust Global Investments Limited. Issued in the EEA by Northern Trust Fund Managers (Ireland) Limited.