

30APR2019

CASH

The US Liquidity Fund, a Fund of Northern Trust Global Funds plc, is a Short-Term Low Volatility Net Asset Value Money Market Fund. An investment in a Money Market Fund is different from an investment in deposits, and is capable of fluctuating in price; you may get back the original amount invested. The US Liquidity Fund does not rely on external support for guaranteeing liquidity or stabilising the NAV per unit or share. The risk of loss of the principal is to be borne by the investor.

Key Facts

Domicile	Ireland
Share Class Launch Date	28 February 2018
Legal Structure	ICVC
Regulatory Structure	UCITS
Fund Size	\$11.01bn
Benchmark	7-day LIBID
Dealing Frequency	Daily
Cut Off	8pm Irish Time
ISIN	IE00BF0GKH98
Bloomberg Ticker	NORTUSG
Fund Rating; S&P Moody's	AAAf S1+ Aaa-mf
Portfolio Manager	Brad Pedersen

Fund Guidelines

Moody's Minimum Security Rating (LT/ST) or Equivalent	A2/P1
Maximum WAM	60 Days
Maximum WAL	120 Days

Portfolio Information

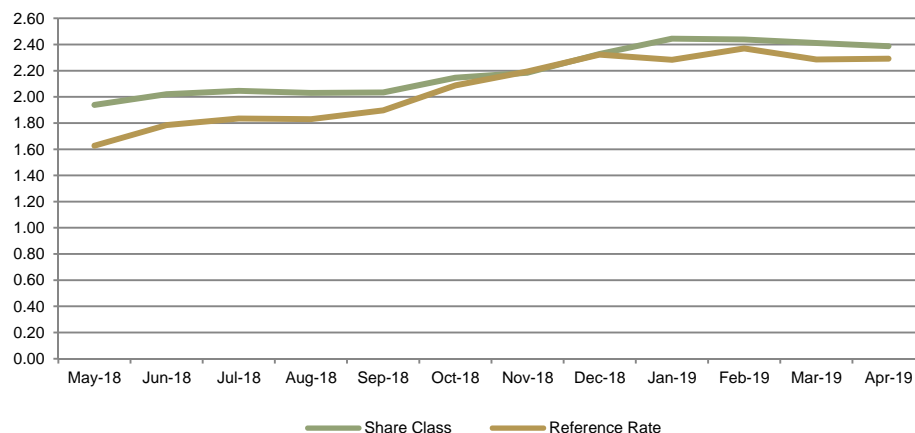
Fund	
7-day Average Net Yield	2.40%
30-day Average Net Yield	2.39%
WAM as at 30 Apr 2019	23 Days
WAL as at 30 Apr 2019	23 Days
Fund holdings and shareholder concentration are available upon request.	

INVESTMENT OBJECTIVE

The objective of The US Dollar Fund is to preserve capital, maintain liquidity and generate current income by investing in high quality fixed income securities denominated in the base currency of the fund.

Share Class G Net Performance

Annualised 1-Month Returns



Performance (Annualised)

	1 Month%	3 Month%	YTD%	1 Year%	3 Year%	5.1%
Share Class G (net)	2.39	2.41	2.44	2.20	-	2.16
Reference Rate	2.29	2.32	2.31	2.07	-	2.02

12 Month Performance Periods – To Last Month End in US\$

	30/04/2018-30/04/2019	30/04/2017-30/04/2018	30/04/2016-30/04/2017	30/04/2015-30/04/2016	30/04/2014-30/04/2015	2018 Calendar Year
Share Class G (net)	2.20	-	-	-	-	-
Reference Rate	2.07	-	-	-	-	-

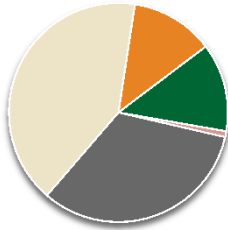
Performance is shown net of fees. Please refer to the fund prospectus for pricing information. Performance shown is annualised for periods greater than one year.

Past performance is no guarantee of future results.

The benchmark shown is a reference rate, not an investable Benchmark. Data source, Bloomberg page LIBMB01W. The performance table and chart show actual share class returns on an absolute basis with time periods greater than one year annualised

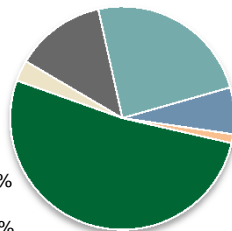
Instrument Breakdown

- Cash: 0.00%
- CD: 32.71%
- CP: 41.08%
- TD: 12.31%
- TPREPO: 13.04%
- ABCP: 0.86%



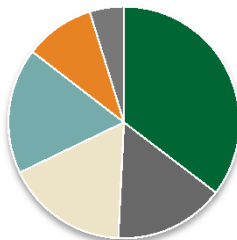
Industry Breakdown

- Banking: 51.85%
- Cash: 0.00%
- Supranational: 3.04%
- Treasury: 13.04%
- Foreign Agencies: 24.03%
- Foreign Local Govt: 6.75%
- Consumer Non-Cyclical: 1.30%

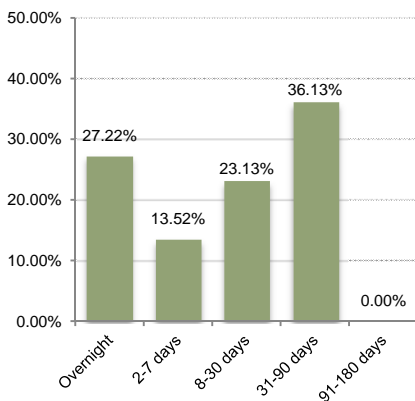


Credit Breakdown

- Aaa : 35.36%
- Aa1 : 15.43%
- Aa2 : 17.09%
- Aa3 : 17.55%
- A1 : 9.78%
- Cash : 0.00%
- NR : 4.79%



Maturity Distribution



PORTFOLIO MANAGER

Northern Trust has a team approach to portfolio management to ensure consistency of coverage and performance. The Dollar Fund is managed in Chicago by the Liquidity Management team which is led by Peter Yi.

PORTFOLIO MANAGER COMMENTARY

Many of the same themes observed across global markets in the first quarter continued last month: subdued inflation, mixed economic data, and “patient” central banks. Accordingly, risk assets continued to grind higher, with US Stocks reaching all time highs, while bond yields continued to grind lower, led by the immediate front end of the yield curve. The money markets exhibited some volatility during the period, particularly around mid-month tax payments, as the downward trend in treasury bill issuance failed to translate into lower rates on repurchase agreements. While overnight rates drifted modestly higher, most notably the Fed Funds effective rate which climbed to 2.45%, the money market yield curve remains very flat - even inverted to two and three year paper. Money market credit spreads remain well continued, slightly below recent averages, while tax season led to a temporary increase in rates on municipal money market securities. During the period we continued to add high quality credits and duration, while maintaining a strong liquidity profile to accommodate any unexpected outflows.

PORTFOLIO OUTLOOK

Our investment strategy continued to focus on liquidity and capital preservation, as headline risks dominated the landscape and low money market yields offered little protection against volatility. In line with this, new investments were concentrated in higher quality exposures and maturities within six months. Where appropriate we selectively extended the term of investments in longer dated sovereign agency and higher rated securities which continued to offer superior liquidity and credit quality. Overall the fund duration remained steady and conservatively positioned.

For More Information

Please visit www.northerntrust.com/pooledfunds or please contact your local Northern Trust representative using the information below.

UK	Benelux/Other	Nordics	Middle East	Asia
Ntam Sales	Gerard Van Leusden	Erik Norland	Jean Paul Hobeika	Bert Rebelo Benze Lam
ntam_uk_sales@ntrs.com	GV34@ntrs.com	EN12@ntrs.com	JH322@ntrs.com	BR25@ntrs.com BL82@ntrs.com
+44 207 982 2999	+31 20 794 1041	+46 8 5051 6488	+971 2 509 8260	+613 522 918 2951 +852 2918 2970

This material is directed to eligible counterparties and professional clients only and should not be relied upon by retail clients. For Asia Pacific markets, it is directed to institutional investors, expert investors and professional investors only and should not be relied upon by retail investors. Information in this report has been obtained from sources believed to be reliable, but its accuracy and completeness are not guaranteed. The US Dollar Fund is a sub-fund of Northern Trust Global Funds plc is a regulated collective investment scheme in the Ireland under Central Bank of Ireland UCITS regulations. Past performance does not guarantee future results. This information is provided for illustrative purposes only and does not constitute a recommendation for any investment strategy or product described herein. This information is not intended as investment advice and does not take into account an investor's individual circumstances. Due to rounding of the % weights for the maturity distribution and instrument, industry and credit breakdown shown above, the total in each case may not sum to 100%.

Northern Trust Global Investments Limited (NTGIL) has been appointed by the fund as the investment manager and is registered as a limited company in England and Wales with company registration number 03929218. Registered Office: 50 Bank Street, London E14 5NT. Issued by NTGIL. NTGIL is authorised and regulated by the Financial Conduct Authority in the United Kingdom.